




# fechos industriais

industrial latches    cierres industriales



**maçaneta embutida poliamida** – polyamide flush swinghandle – manija embutida poliamida  
**chaves** – keys – llaves
**Construção**

Corpo e maçaneta em poliamida 6 preta. Inserto em zamac cromado ou epóxi preto. Travamento reversível em zamac zincado. Lingueta LP45 e vareta em aço 1020 zincado.

**Acessórios Opcionais**

Consulte a página 29, 32 a 34, 119 e 120.

**Construction**

Housing and handle built in black polyamide 6. Insert built in chromed or black epoxy zamac. Reversible locking built in zinc zamac. Cam LP45 and rods built in 1020 steel zinc.

**Optional Accessories**







Refer to page 29, 32 to 34, 119 and 120.

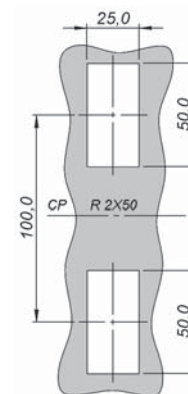
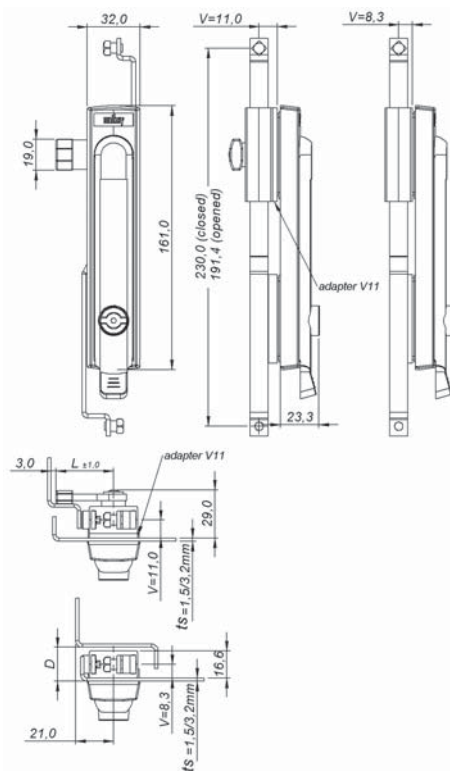
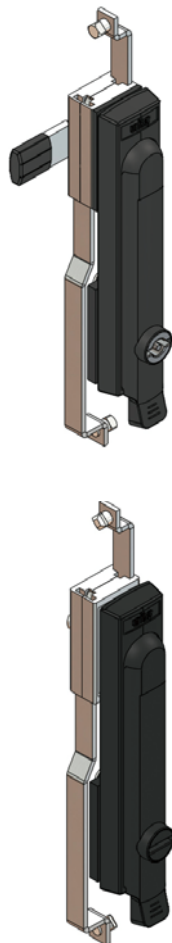
**Construcción**

Carcasa y manija en poliamida 6 negra. Inserto en zamac cromado o epoxi negro. Traba reversible en zamac cincado. Lengüeta LP45 y varilla en acero 1020 cincado.

**Accesorios Opcionales**










Consulte la página 29, 32 a 34, 119 y 120.

				
IP65	2 PONTOS	LR	PA6	Black
	3 PONTOS		Zn	Black Epoxi
		90°	Zn	Cr
		$\uparrow$ 19,5 $\downarrow$ 19,5	Zn	Zinc
		RAH	Steel	Zinc
VC	LH		$\downarrow$ 4,00 $\uparrow$	



**Recorte de fixação**  
 Cut out  
 Corte de fijación

D=20	C14.131.320
D=25	C14.131.325

INSERTO INSERT INSERTO		MECANISMO DE TRAVAMENTO – LOCKING MECHANISM – MECANISMO DE TRABA			
		POR VARETAS BY RODS POR VARILLAS		POR VARETAS E LINGUETA BY RODS AND CAM POR VARILLAS Y LENGÜETA	
		CROMADO – CHROMED – CROMADO	PRETO – BLACK – NEGRO	CROMADO – CHROMED – CROMADO	PRETO – BLACK – NEGRO
		D 20 / D 25		D 20	
	FE-2,0	C14.131.E00	C14.132.E00	C14.131.320	C14.132.320
	UN-D3	C14.731.E00	C14.732.E00	C14.731.320	C14.732.320
	UN-D5	C14.A31.E00	C14.A32.E00	C14.A31.320	C14.A32.320
	QD-8,0	C14.331.E00	C14.332.E00	C14.331.320	C14.332.320
	TR-7,0	C14.F31.E00	C14.F32.E00	C14.F31.320	C14.F32.320
	TR-8,0	C14.431.E00	C14.432.E00	C14.431.320	C14.432.320
	SE-11	C14.831.E00	C14.832.E00	C14.831.320	C14.832.320
	SI-6,0	C14.931.E00	C14.932.E00	C14.931.320	C14.932.320
	CW-11	C14.K31.E00	C14.K32.E00	C14.K31.320	C14.K32.320
ts	Max	3,2 mm		3,2 mm	
L = 45		C14.131.320	L ≠ 45	C14.131.y20	L = 35 y = 6 L = 55 y = 9

**maçaneta embutida poliamida** – polyamide flush swinghandle – manija embutida poliamida  
**chaves trava cadeado** – padlock keys – llaves trava candado
**Construção**

Corpo e maçaneta em poliamida 6 preta. Inserto em zamac cromado ou epóxi preto. Travamento reversível em zamac zincado. Lingueta LP45 e vareta em aço 1020 zincado. Pino em aço 1020 zincado, opção em inox sob consulta.

**Acessórios Opcionais**

Consulte a página 29, 32 a 34, 119 e 120.

**Construction**

Housing and handle built in black polyamide 6. Insert built in chromed or black epoxy zamac. Reversible locking built in zinc zamac. Cam LP45 and rods built in 1020 steel zinc. Pin built in 1020 steel zinc, optional in stainless steel.

**Optional Accessories**

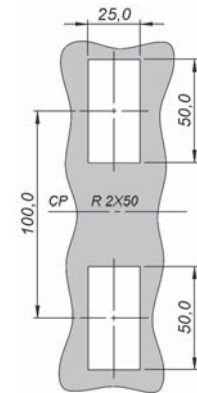

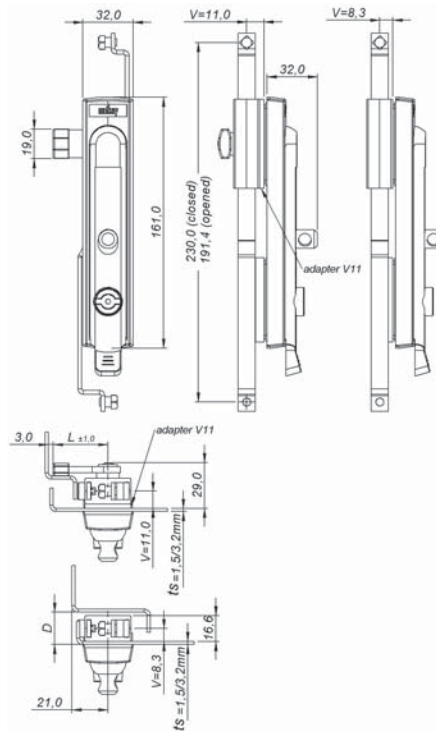
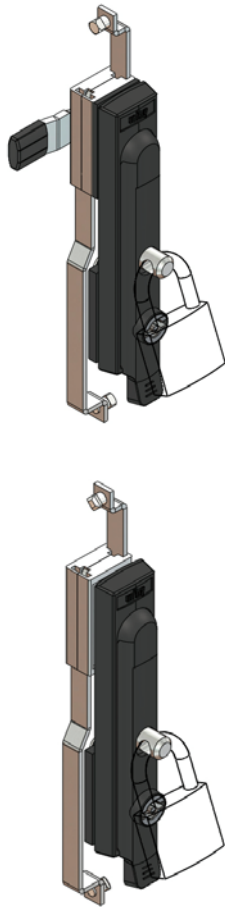
Refer to page 29, 32 to 34, 119 and 120.

**Construcción**

Carcasa y manija en poliamida 6 negra. Inserto en zamac cromado o epoxi negro. Traba reversible en zamac zincado. Lengüeta LP45 y varilla en acero 1020 zincado. Perno en acero 1020 zincado, opción en inoxidable bajo pedido.










**Accesorios Opcionales**

Consulte la página 29, 32 a 34, 119 y 120.


**Recorte de fixação**  
 Cut out  
 Corte de fijación

Cadeado nº 25 a nº 40, não incluso.  
 Padlock nº 25 to nº 40, not included.  
 Candado nº 25 a nº 40, no incluido.

D=20	C16.131.320
D=25	C16.131.325

INSERTO INSERT INSERTO		MECANISMO DE TRAVAMENTO – LOCKING MECHANISM – MECANISMO DE TRABA			
		POR VARETAS BY RODS POR VARILLAS		POR VARETAS E LINGUETA BY RODS AND CAM POR VARILLAS Y LENGÜETA	
		CROMADO – CHROMED – CROMADO	PRETO – BLACK – NEGRO	CROMADO – CHROMED – CROMADO	PRETO – BLACK – NEGRO
		D 20 / D 25		D 20	
	FE-2,0	C16.131.E00	C16.132.E00	C16.131.320	C16.132.320
	UN-D3	C16.731.E00	C16.732.E00	C16.731.320	C16.732.320
	UN-D5	C16.A31.E00	C16.A32.E00	C16.A31.320	C16.A32.320
	QD-8,0	C16.331.E00	C16.332.E00	C16.331.320	C16.332.320
	TR-7,0	C16.F31.E00	C16.F32.E00	C16.F31.320	C16.F32.320
	TR-8,0	C16.431.E00	C16.432.E00	C16.431.320	C16.432.320
	SE-11	C16.831.E00	C16.832.E00	C16.831.320	C16.832.320
	SI-6,0	C16.931.E00	C16.932.E00	C16.931.320	C16.932.320
	CW-11	C16.K31.E00	C16.K32.E00	C16.K31.320	C16.K32.320
<b>ts</b>	<b>Max</b>	3,2 mm		3,2 mm	
<b>L = 45</b>		C16.131.320	<b>L ≠ 45</b>	C16.131.y20	L = 35 y = 6 L = 55 y = 9

**maçaneta embutida zamac** – zamac flush swinghandle – manija embutida zamac

**chaves** – keys – llaves

**Construção**

Corpo, maçaneta e inserto em zamac cromado ou epóxi preto. Travamento reversível em zamac zincado. Lingueta LP45 e vareta em aço 1020 zincado.

**Acessórios Opcionais**

Consulte a página 29, 32 a 34, 119 e 120.

**Construction**

Housing, handle and insert built in chromed or black epoxy zamac. Reversible locking built in zinc zamac. Cam LP45 and rods built in 1020 steel zinc.

**Optional Accessories**












Refer to page 29, 32 to 34, 119 and 120.

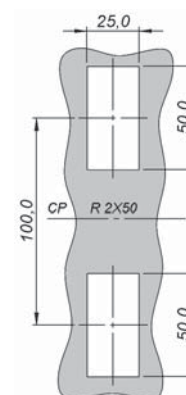
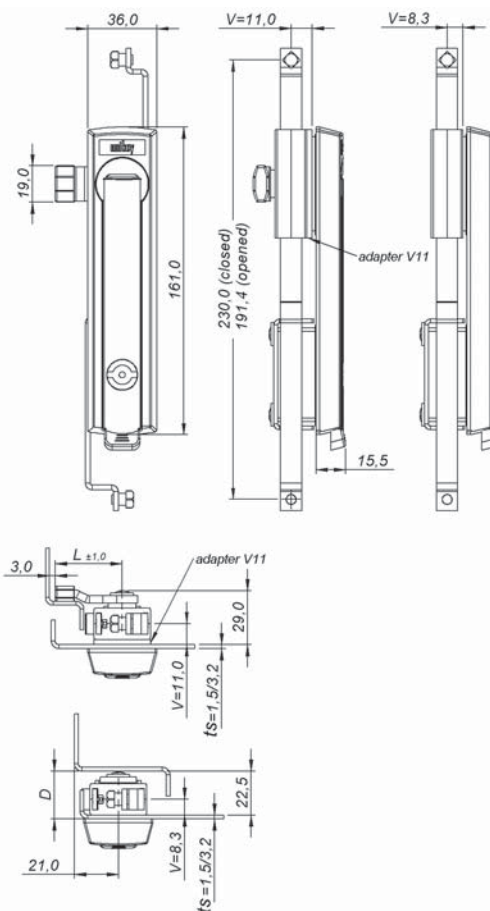
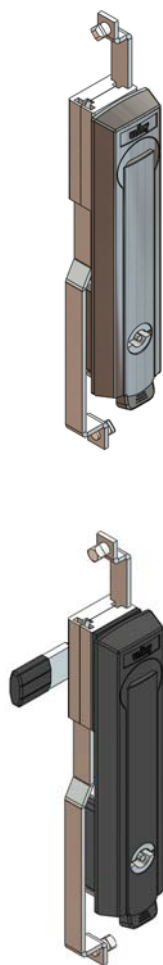
**Construcción**

Carcasa, manija e inserto en zamac cromado o epoxi negro. Traba reversible en zamac zincado. Lengüeta LP45 y varilla en acero 1020 cincado.

**Accesorios Opcionales**







Consulte la página 29, 32 a 34, 119 y 120.

				
IP65	2 PONTOS	LR	Zn	Black Epoxi
	3 PONTOS		Zn	Cr
		90°	Zn	Zinc
		± 19,5 ↓ 19,5	Steel	Zinc
		RAH	↓ 4,00 ↑	
		VC	LH	



**Recorte de fixação**  
Cut out  
Corte de fijación

D=20	C14.111.320
D=25	C14.111.325

INSERTO INSERT INSERTO		MECANISMO DE TRAVAMENTO – LOCKING MECHANISM – MECANISMO DE TRABA			
		POR VARETAS BY RODS POR VARILLAS		POR VARETAS E LINGUETA BY RODS AND CAM POR VARILLAS Y LENGÜETA	
		CROMADO – CHROMED – CROMADO	PRETO – BLACK – NEGRO	CROMADO – CHROMED – CROMADO	PRETO – BLACK – NEGRO
		D 20 / D 25		D 20	
	FE-2,0	C14.111.E00	C14.122.E00	C14.111.320	C14.122.320
	UN-D3	C14.711.E00	C14.722.E00	C14.711.320	C14.722.320
	QD-8,0	C14.111.E00	C14.322.E00	C14.111.320	C14.322.320
	TR-8,0	C14.411.E00	C14.422.E00	C14.411.320	C14.422.320
	SE-11	C14.811.E00	C14.822.E00	C14.811.320	C14.822.320
	CW-11	C14.K11.E00	C14.K22.E00	C14.K11.320	C14.K22.320
ts	Max	3,2 mm		3,2 mm	
L = 45		C14.111.320	L ≠ 45	C14.111.y20	L = 35 y = 6 L = 55 y = 9



**maçaneta embutida zamac** – zamac flush swinghandle – manija embutida zamac

**chaves trava cadeado** – padlock keys – llaves trava candado

**Construção**

Corpo, maçaneta e inserto em zamac cromado ou epóxi preto. Travamento reversível em zamac zincado. Lingueta LP45 e vareta em aço 1020 zincado.

**Acessórios Opcionais**

Consulte a página 29, 32 a 34, 119 e 120.

**Construction**

Housing, handle and insert built in chromed or black epoxy zamac. Reversible locking built in zinc zamac. Cam LP45 and rods built in 1020 steel zinc.

**Optional Accessories**

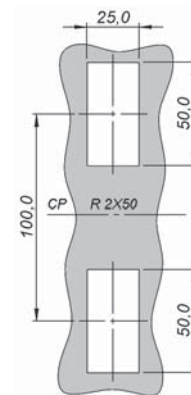
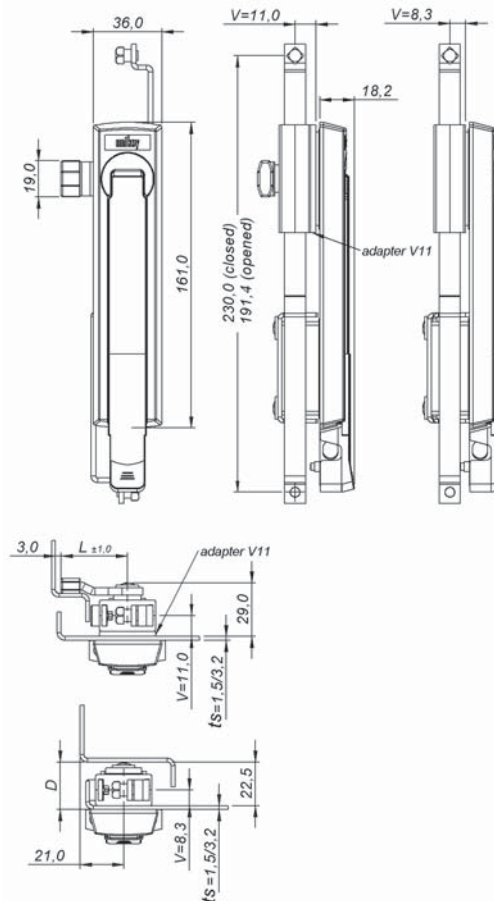
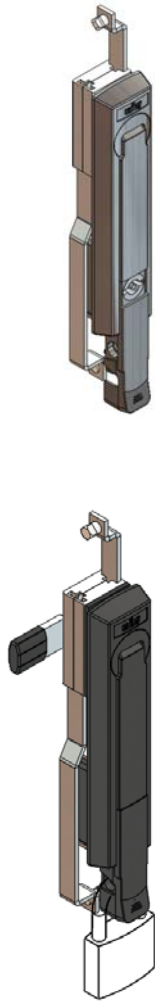
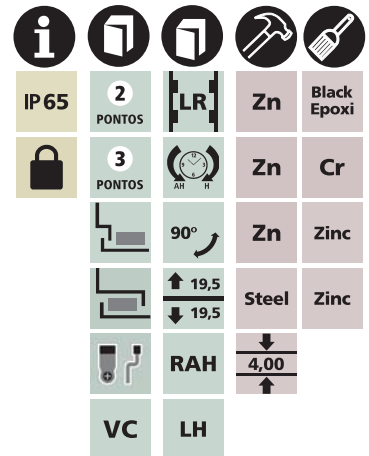
Refer to page 29, 32 to 34, 119 and 120.

**Construcción**

Carcasa, manija e inserto em zamac cromado o epoxi negro. Traba reversible en zamac cincado. Lengüeta LP45 y varilla en acero 1020 cincado.







**Accesorios Opcionales**

Consulte la página 29, 32 a 34, 119 y 120.


**Recorte de fixação**  
 Cut out  
 Corte de fijación

Cadeado nº 40, não incluso.  
 Padlock nº 40, not included.  
 Candado nº 40, no incluido.

D=20	C15.111.320
D=25	C15.111.325

INSERTO INSERT INSERTO		MECANISMO DE TRAVAMENTO – LOCKING MECHANISM – MECANISMO DE TRABA			
		POR VARETAS BY RODS POR VARILLAS		POR VARETAS E LINGUETA BY RODS AND CAM POR VARILLAS Y LENGÜETA	
		CROMADO – CHROMED – CROMADO	PRETO – BLACK – NEGRO	CROMADO – CHROMED – CROMADO	PRETO – BLACK – NEGRO
		D 20 / D 25		D 20	
	FE-2,0	C15.111.E00	C15.122.E00	C15.111.320	C15.122.320
	UN-D3	C15.711.E00	C15.722.E00	C15.711.320	C15.722.320
	QD-8,0	C15.311.E00	C15.322.E00	C15.311.320	C15.322.320
	TR-8,0	C15.411.E00	C15.422.E00	C15.411.320	C15.422.320
	SE-11	C15.811.E00	C15.822.E00	C15.811.320	C15.822.320
	CW-11	C15.K11.E00	C15.K22.E00	C15.K11.320	C15.K22.320
<b>ts</b>	<b>Max</b>	3,2 mm		3,2 mm	
<b>L = 45</b>		C15.111.320	<b>L ≠ 45</b>	C15.111.y20	L = 35 y = 6 L = 55 y = 9