




fechos industriais

industrial latches cierres industriales



maçaneta embutida europlast – europlast flush swinghandle – manija embutida europlast
 chaves – keys – llaves
**Construção**

Corpo e maçaneta em poliamida 6 preta. Inserto em zamac cromado. Travamento reversível em zamac zincado. Lingueta LP45 e vareta em aço 1020 zincado.

Acessórios Opcionais

Consulte a página 29, 32 a 34 e 119 a 121.

Construction

Housing and handle built in black polyamide 6. Insert built in chromed zamac. Reversible locking built in zinc zamac. Cam LP45 and rods built in 1020 steel zinc.

Optional Accessories




















Refer to page 29, 32 to 34 e 119 to 121.

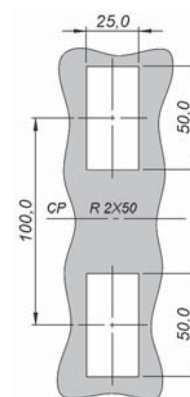
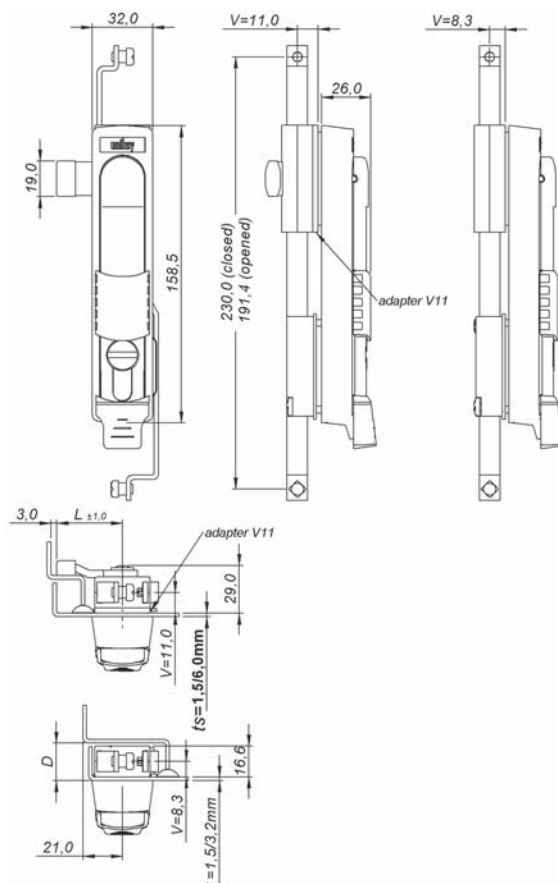
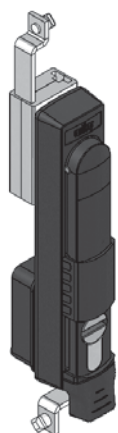
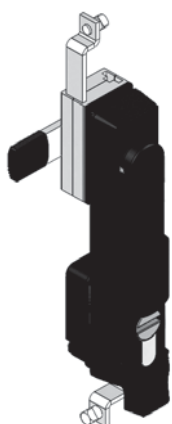
Construcción

Carcasa y manija en poliamida 6 negra. Inserto en zamac cromado. Traba reversible en zamac zincado. Lengüeta LP45 y varilla en acero 1020 cincado.

Accesorios Opcionales








Consulte la página 29, 32 a 34 y 119 a 121.

				
IP65	2 PONTOS	LR	PA6	Black
				
	3 PONTOS	AR	Zn	Cr
				
	90°	Zn	Zinc	
				
	↑ 19,5 ↓ 19,5	Steel	Zinc	
				
	RAH	4,00		
				
VC	LH			



Recorte de fixação
 Cut out
 Corte de fijación

D=20	C17.131.320
D=25	C17.131.325

INSERTO INSERT INSERTO		MECANISMO DE TRAVAMENTO – LOCKING MECHANISM – MECANISMO DE TRABA	
		POR VARETAS BY RODS POR VARILLAS	POR VARETAS E LINGUETA BY RODS AND CAM POR VARILLAS Y LENGÜETA
		D 20 / D 25	D 20
	FE-2,0	C17.131.E00	C17.131.320
	UN-D3	C17.731.E00	C17.731.320
	QD-8,0	C17.331.E00	C17.331.230
	TR-8,0	C17.431.E00	C17.431.320
	SE-11	C17.831.E00	C17.831.320
	SI-6,0	C17.931.E00	C17.931.320
	CW-11	C17.K31.E00	C17.K31.320
ts	Max	3,2 mm	6,0 mm
L = 45		C17.131.320	L ≠ 45
			C17.131.y20
			L = 35 y = 6
			L = 55 y = 9

maçaneta embutida europlast – europlast flush swinghandle – manija embutida europlast
 lisa – blind – lisa
**Construção**

Corpo e maçaneta em poliamida 6 preta. Travamento reversível em zamac zincado. Lingueta LP45 e vareta em aço 1020 zincado.

Acessórios Opcionais

Consulte a página 32 a 34 e 119 a 121.

Construction

Housing and handle built in black polyamide 6. Reversible locking built in zinc zamac. Cam LP45 and rods built in 1020 steel zinc.

Optional Accessories












Refer to page 32 to 34 and 119 to 121.

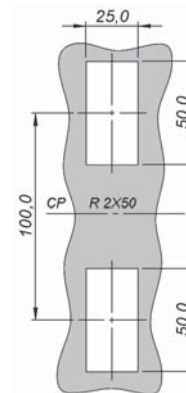
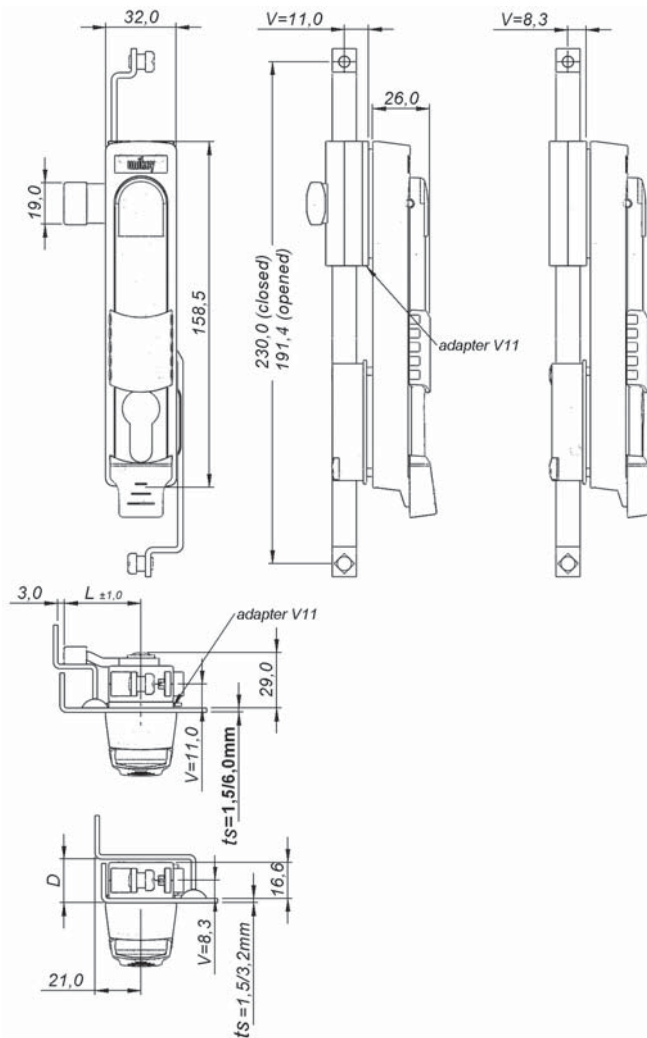
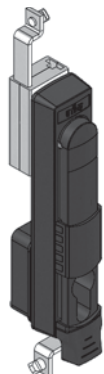
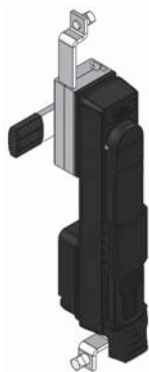
Construcción

Carcasa y manija en poliamida 6 negra. Traba reversible en zamac cincado. Lengüeta LP45 y varilla en acero 1020 cincado.

Accesorios Opcionales



Consulte la página 32 a 34 y 119 a 121.

				
IP 65	2 PONTOS	LR	PA6	Black
	3 PONTOS		Zn	Zinc
		90°	Steel	Zinc
		↑ 19,5 ↓ 19,5	↓ 4,00 ↑	
		RAH		
		VC		
		LH		



Recorte de fixação
 Cut out
 Corte de fijación

D=20	C17.033.320
D=25	C17.033.325

INSERTO INSERT INSERTO		MECANISMO DE TRAVAMENTO – LOCKING MECHANISM – MECANISMO DE TRABA	
		POR VARETAS BY RODS POR VARILLAS	POR VARETAS E LINGUETA BY RODS AND CAM POR VARILLAS Y LENGÜETA
		D 20 / D 25	D 20
	BD-16	C17.033.E00	C17.033.320
	SEM TRAVAMENTO NO LOCK SIN TRABA	C17.S3S.E00	C17.S3S.320
ts	Max	3,2 mm	6,0 mm
L = 45		C17.033.320	L ≠ 45
			C17.033.y20
			L = 35 y = 6 L = 55 y = 9

maçaneta embutida europlast – europlast flush swinghandle – manija embutida europlast

yale euro – yale euro – yale euro

Construção

Corpo e maçaneta em poliamida 6 preta. Travamento reversível em zamac zincado. Lingueta LP45 e vareta em aço 1020 zincado.

Acessórios Opcionais

Consulte a página 32 a 34 e 119 a 121.

Construction

Housing and handle built in black polyamide 6. Reversible locking built in zinc zamac. Cam LP45 and rods built in 1020 steel zinc.

Optional Accessories

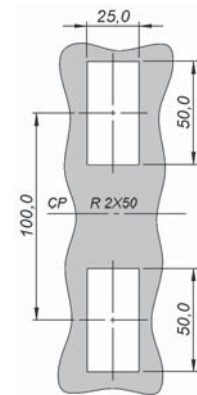
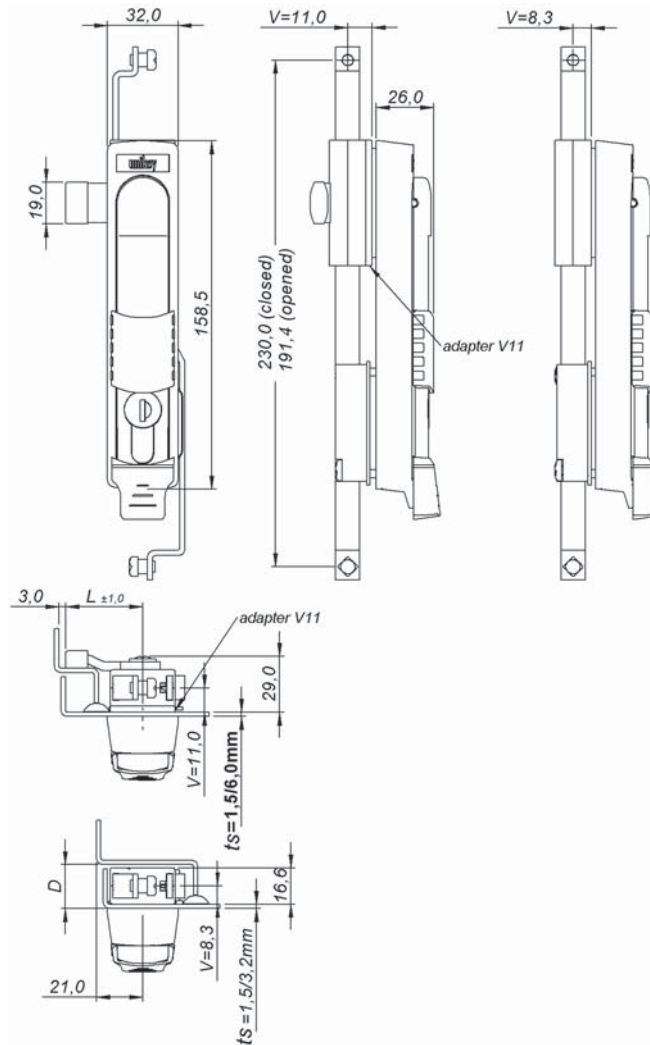
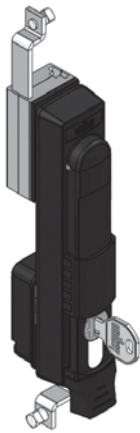
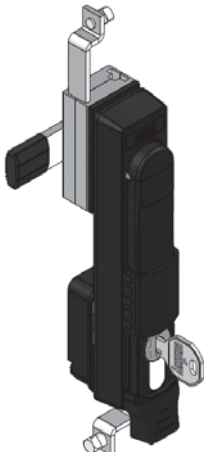
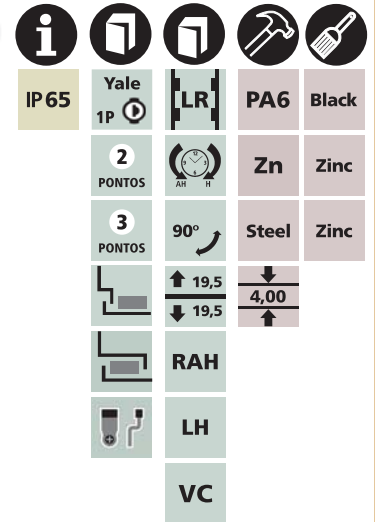
Refer to page 32 to 34 and 119 to 121.

Construcción

Carcasa y manija en poliamida 6 negra. Traba reversible en zamac cincado. Lengüeta LP45 y varilla en acero 1020 cincado.



Accesorios Opcionales

Consulte la página 32 a 34 y 119 to 121.



Recorte de fixação
Cut out
Corte de fijación

D=20	C17.631.320
D=25	C17.631.325

YALE EURO YALE EURO YALE EURO		MECANISMO DE TRAVAMENTO – LOCKING MECHANISM – MECANISMO DE TRABA	
		POR VARETAS BY RODS POR VARILLAS	POR VARETAS E LINGUETA BY RODS AND CAM POR VARILLAS Y LENGÜETA
		D 20 / D 25	D 20
	1p 1s	C17.631.E00	C17.631.320
	1p Vs	C17.E31.E00	C17.E31.320
ts	Max	3,2 mm	6,0 mm
L = 45		C17.631.320	L ≠ 45
		C17.631.y20	L = 35 y = 6 L = 55 y = 9

maçaneta embutida europlast – europlast flush swinghandle – manija embutida europlast
chaves trava cadeado – padlock keys – llaves trava candado
Construção

Corpo e maçaneta em poliamida 6 preta. Inserto em zamac cromado. Travamento reversível em zamac zincado. Lingueta LP45 e vareta em aço 1020 zincado. Pino em aço 1020 zincado, opção em inox sob consulta.

Acessórios Opcionais

Consulte a página 29, 32 a 34 e 119 a 121.

Construction

Housing and handle built in black polyamide 6. Insert built in chromed zamac. Reversible locking built in zinc zamac. Cam LP45 and rods built in 1020 steel zinc. Pin built in 1020 steel zinc, optional in stainless steel.

Optional Accessories

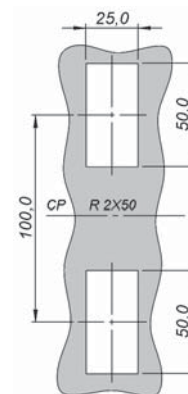
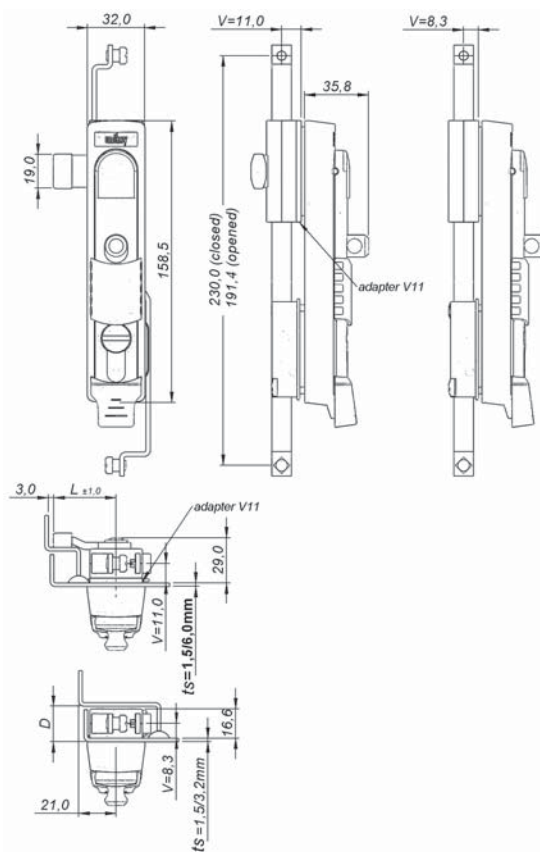
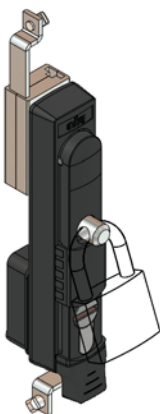
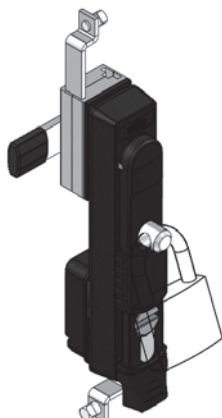
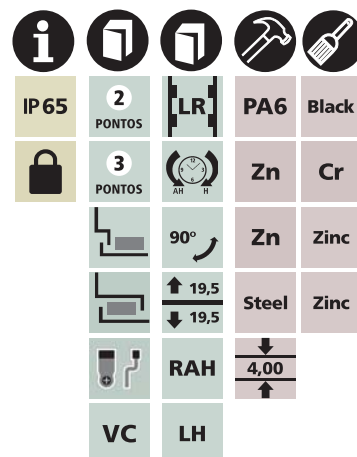
Refer to page 29, 32 to 34 and 119 to 121.

Construcción

Carcasa y manija en poliamida 6 negra. Inserto en zamac cromado. Traba reversible en zamac zincado. Lengüeta LP45 y varilla en acero 1020 zincado. Perno en acero 1020 zincado, opción en inoxidable bajo pedido.

Accesorios Opcionales








Consulte la página 29, 32 a 34 y 119 a 121.



Recorte de fixação
Cut out
Corte de fijación

Cadeado nº 40, não incluso.
Padlock nº 40, not included.
Candado nº 40, no incluido.

D=20	C18.131.320
D=25	C18.131.325

INSERTO INSERT INSERTO		MECANISMO DE TRAVAMENTO – LOCKING MECHANISM – MECANISMO DE TRABA	
		POR VARETAS BY RODS POR VARILLAS	POR VARETAS E LINGUETA BY RODS AND CAM POR VARILLAS Y LENGÜETA
		D 20 / D25	D 20
	FE-2,0	C18.131.E00	C18.131.320
	UN-D3	C18.731.E00	C18.731.320
	QD-8,0	C18.331.E00	C18.331.230
	TR-8,0	C18.431.E00	C18.431.320
	SE-11	C18.831.E00	C18.831.320
	SI-6,0	C18.931.E00	C18.931.320
	CW-11	C18.K31.E00	C18.K31.320
ts	Max	3,2 mm	6,0 mm
L = 45		C18.131.320	L ≠ 45
			C18.131.y20
			L = 35 y = 6 L = 55 y = 9

maçaneta embutida europlast – europlast flush swinghandle – manija embutida europlast
lisa trava cadeado – padlock blind – lisa trava candado
**Construção**

Corpo e maçaneta em poliamida 6 preta. Travamento reversível em zamac zincado. Lingueta LP45 e vareta em aço 1020 zincado. Pino em aço 1020 zincado, opção em inox sob consulta.

Acessórios Opcionais

Consulte a página 32 a 34 e 119 a 121.

Construction

Housing and handle built in black polyamide 6. Reversible locking built in zinc zamac. Cam LP45 and rods built in 1020 steel zinc. Pin built in 1020 steel zinc, optional in stainless steel.

Optional Accessories

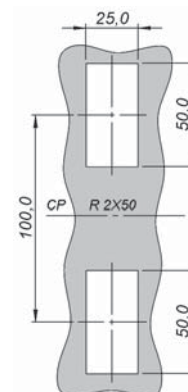
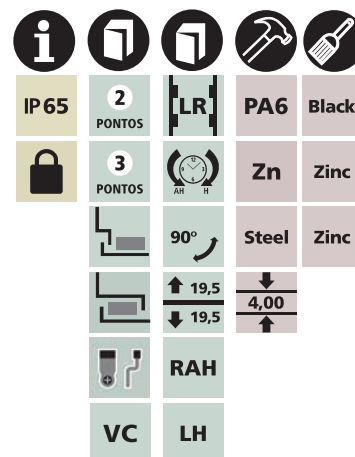
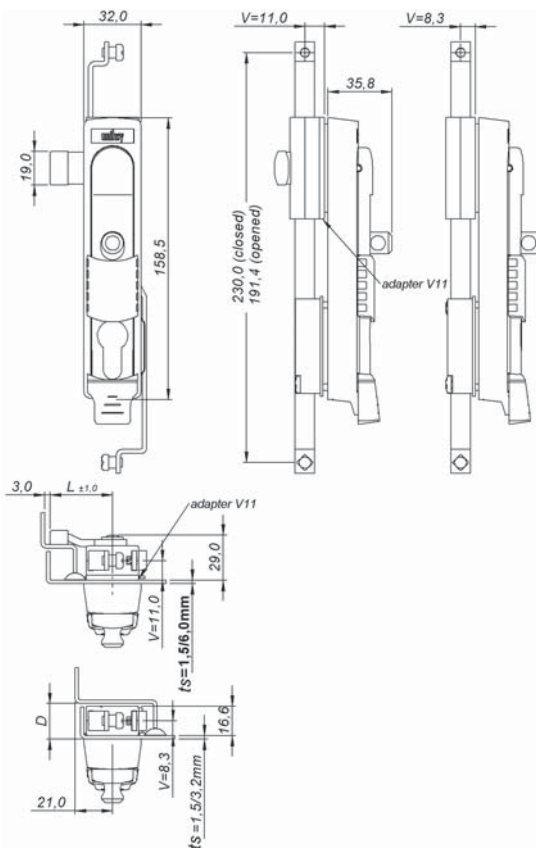
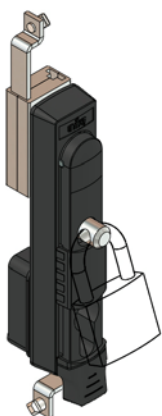
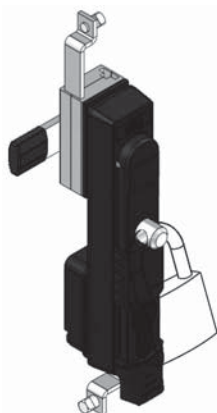
Refer to page 32 to 34 and 119 to 121.

Construcción

Carcasa y manija en poliamida 6 negra. Traba reversible en zamac cincado. Lengüeta LP45 y varilla en acero 1020 cincado. Perno en acero 1020 cincado, opción en inoxidable bajo pedido.

Accesorios Opcionales

Consulte la página 32 a 34 y 119 a 121.



Recorte de fixação
 Cut out
 Corte de fijación

Cadeado nº 40, não incluso.
 Padlock nº 40, not included.
 Candado nº 40, no incluido.

D=20	C18.033.320
D=25	C18.033.325

INSERTO INSERT INSERTO		MECANISMO DE TRAVAMENTO – LOCKING MECHANISM – MECANISMO DE TRABA	
		POR VARETAS BY RODS POR VARILLAS	POR VARETAS E LINGUETA BY RODS AND CAM POR VARILLAS Y LENGÜETA
		D 20 / D 25	D 20
	BD-16	C18.033.E00	C18.033.320
	SEM TRAVAMENTO NO LOCK SIN TRABA	C18.S35.E00	C18.S35.320
ts	Max	3,5 mm	6,0 mm
L = 45		C18.033.320	L ≠ 45
			C18.033.y20
			L = 35 y = 6 L = 55 y = 9

maçaneta embutida europlast – europlast flush swinghandle – manija embutida europlast
yale euro trava cadeado – padlock yale euro – yale euro trava candado
Construção

Corpo e maçaneta em poliamida 6 preta. Travamento reversível em zamac zincado. Lingueta LP45 e vareta em aço 1020 zincado. Pino em aço 1020 zincado, opção em inox sob consulta.

Acessórios Opcionais

Consulte a página 32 a 34 e 119 a 121.

Construction

Housing and handle built in black polyamide 6. Reversible locking built in zinc zamac. Cam LP45 and rods built in 1020 steel zinc. Pin built in 1020 steel zinc, optional in stainless steel.

Optional Accessories

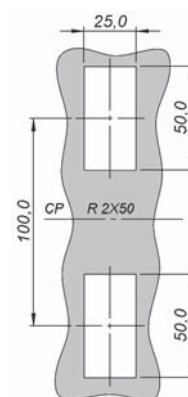
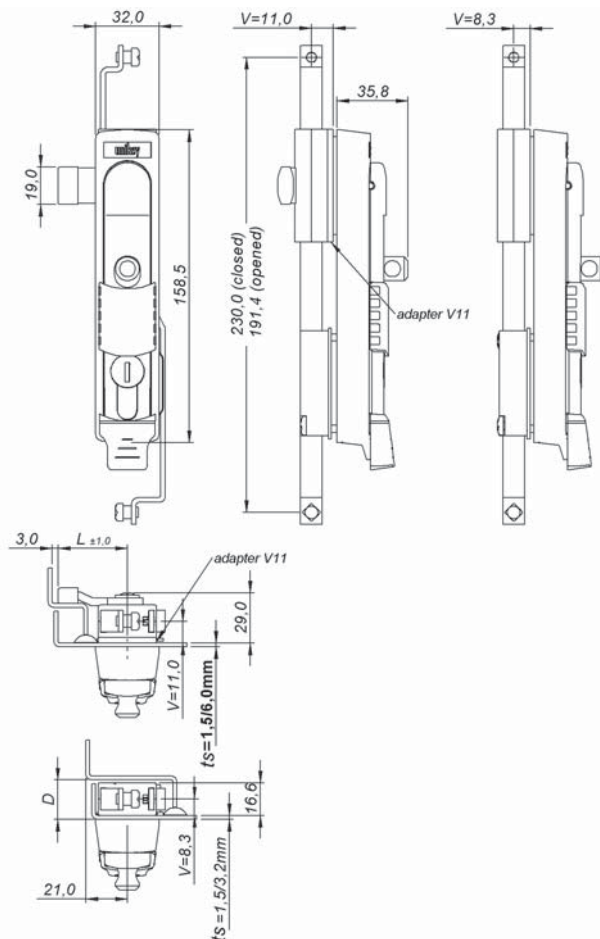
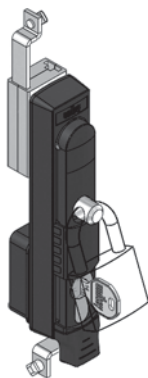
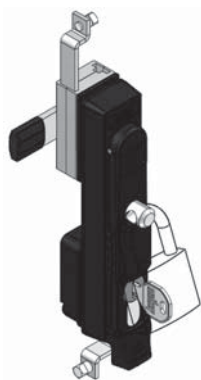
Refer to page 32 to 34 and 119 to 121.

Construcción

Carcasa y manija en poliamida 6 negra. Traba reversible en zamac cincado. Lengüeta LP45 y varilla en acero 1020 cincado. Perno en acero 1020 cincado, opción en inoxidable bajo pedido.

Accesorios Opcionales



Consulte la página 32 a 34 y 119 a 121.



Recorte de fixação
Cut out
Corte de fijación

Cadeado nº 40, não incluso.
Padlock nº 40, not included.
Candado nº 40, no incluido.

D=20	C18.631.320
D=25	C18.631.325

YALE EURO YALE EURO YALE EURO		MECANISMO DE TRAVAMENTO – LOCKING MECHANISM – MECANISMO DE TRABA	
		POR VARETAS BY RODS POR VARILLAS	POR VARETAS E LINGUETA BY RODS AND CAM POR VARILLAS Y LENGÜETA
		D 20 / D 25	D 20
	1p 1s	C18.631.E00	C18.631.320
	1p Vs	C18.E31.E00	C18.E31.320
ts	Max	3,2 mm	6,0 mm
L = 45		C18.631.320	L ≠ 45
			C18.631.y20
			L = 35 y = 6
			L = 55 y = 9